



Air Hose Assemblies & Fittings Guide



SYSTEMS FOR HEAVY HAUL RAIL VEHICLES

NEW YORK AIR BRAKE



E₂O : Engineered to Outperform



New York Air Brake offers our customers a wide range of durable hose assemblies and related products that are Engineered to Outperform (E₂O): Our innovation in design, materials, and manufacturing ensure you benefit from superior performance in air flow, leak resistance, abrasion resistance, and ease of application.

Applied to M-601 End-of-Car Hose Assemblies, E₂O means:

- Proven 8-year service life**
- Hose assemblies that remain flexible from -55° to - 176° F**
- Faster system recharging**
- Airtight crimp connections**
- Constructed in USA**

Applied to M-618 Specialty Hose Assemblies, E₂O means:

- 8-year workmanship guarantee**
- Reliable performance from -50° to 212° F**
- Improved airflow**
- Ability to withstand high vibration**
- Max operating pressure 300 psi**

Table of Contents

Introduction

Superior Products	2
General Safety & Technical Guidelines	3
Proven Innovation	4

Freight Car End-of-Car Hoses (M-601)

End of Car Assemblies	6
Railroad – Crimped Fittings	7
Standard Trainline – Crimped Fittings.....	8

Locomotive Hoses (M-601 and M-618)

Railroad Gladhands and Assemblies	12
Standard Trainline Assemblies	15
Main Reservoir	17
Actuating, Application, Release and Sanding	18

Specialty Hoses (M-618)

Threaded Intermediate/Straight (Car Hose Assemblies)	20
Flanged (Car Hose Assemblies).....	22
Gladhand Door Air (Car Hose Assemblies).....	34
Gladhand – Main Reservoir, Actuating, Sanding	35
Door Air.....	37

Adapters, Fittings & Accessories

Adapters	38
Fittings	41
Accessories.....	53

Supporting Information

Visual Reference for Hose Assembly Locations	58
Measurement Guidelines & Specifications	60
Ordering Guidelines	63
Hose Installation	64

Superior Products

Outstanding Value

New York Air Brake is the value leader for railway hose assemblies and fittings, offering high quality, innovative products and dependable customer support services. We offer the most competitive prices in the industry as a result of our efficient supply and manufacturing systems, supplier teaming, and continuous product improvements. Our hose assemblies are backed by our guarantee of customer satisfaction. NYAB makes doing business easy, with fast, responsive service.

Responsive Service & Easy Ordering

Whether you need help choosing the right standard hoses or fittings for your application – or require assistance with a custom order made from stock components (shipped in 48 hours!) – we're here for you. Just call us toll-free at 888-836-6922 or email us at hoses@nyab.com. Before contacting us, you may also wish to review our Ordering Guidelines (page 63).

Safety First

New York Air Brake thoroughly understands how air brakes perform in the field because we've been developing, testing, and manufacturing train control systems for a long time. Our commitment is to safety first.

High-pressure air brake systems must be handled with great care and attention for safety. Make sure you follow AAR recommendations and your company's safety rules when installing or replacing any air hose component on a rail car, and remember to:

- Wear safety glasses and appropriate safety equipment when installing or removing hose assemblies.
- Depressurize the hose assembly before removing or disconnecting it.
- Use only hoses meeting the AAR requirements for that application.
- Tighten flange connections and NPT connections to the specified torque.
- Inspect and test the car per the applicable AAR Single Car Test after all service.

Safety is our number one **PRIORITY**

General Safety & Technical Guidelines

NYAB AAR M-601 Hose Construction

The hose inner tube is an oil-resistant synthetic elastomer, reinforced with 3-ply, 20-ounce polyester fabric. The outer cover is an oil, weather, and abrasion-resistant synthetic elastomer. Hoses are embossed per AAR specification M-601. See page 4 for an illustration of hose construction details.

Hose ID	Hose OD	Max Operation Pressure	Min Burst Pressure	Min Coupling Pull-off Force	Min Bend Radius
1-3/8"	2"- 2-1/8"	140 psi	1000 psi	2800 lbs.	9.0"

Operating Temperature Range: -55° F to + 176° F (-48° C to +80° C)

Manufacturing Length Tolerance: Hose tolerance is +/- 1/4" of specified length.

NYAB AAR M-618 Hose Construction

The hose inner tube is an oil-resistant synthetic elastomer. Sizes -10 and -12 are reinforced with a carbon steel wire braid positioned between two textile braids. Sizes -16, -20, and -24 feature two carbon steel wire braids and a textile braid. The outer cover is an oil, weather, and abrasion-resistant synthetic elastomer. Hoses are embossed per AAR specification M-618. See page 4 for an illustration of hose construction details.

Dash Number	Hose ID	Hose OD	Max Operation Pressure (psi)	Min Burst Pressure (psi)	Min Bend Radius	Average Weight (lbs.)
Size -10	1/2"	1"	300	1200	5.5"	0.38
Size -12	5/8"	1"- 1-1/8"	300	1200	6.5"	0.48
Size -16	7/8"	1-3/8"	300	1200	7.38"	0.72
Size -20	1-1/8"	1-1/2"- 1-5/8"	300	1200	9.5"	0.78
Size -24	1-3/8"	1-7/8"- 2"	300	1200	10.5"	1.04

Operating Temperature Range: -50° F to +212° F (-46° C to +100° C)

Manufacturing Length Tolerance: Hose tolerance is +/- 1/4" of specified length.

Electrical Conductivity

Do not use NYAB hose assemblies for electrical isolation or conductivity. M-601 or M-618 hose assemblies are not engineered to provide predictable electrical characteristics. NYAB retains the right to change the construction methods, which might alter the electrical characteristics, without notice.

Warning: *Because the NYAB AAR M-618 hose has a wire braid reinforcement construction, it could conduct electricity when exposed to high voltage.*

Fluid Compatibility

NYAB hoses are designed for use in railroad pneumatic (air) applications. We engineer our M-601 and M-618 hoses to be compatible with exposure to AAR approved air brake oil greases and fuel oil. Call us for technical assistance if hoses will be used with other fluids.

Proven Innovation

New York Air Brake supplies a wide selection of end-of-car air brake hose assemblies, specialty hoses, components, and fittings that deliver improved airflow, more reliable connections, and longer life.



M-618 custom specialty hoses

are AAR approved and compliant with M-618 and M-619 specifications. The M-618 hose is manufactured using AAR approved M-927 fittings. Custom specialty hoses with crimped fittings in a variety of styles for all car and locomotive applications are available in 48 hours.



M-601 end-of-car assemblies

– using Premtec hoses which exceed AAR M-601 specifications for twist, burst, and adhesion, and remain flexible to minus 55° F – are available exclusively from NYAB. End-of-car hose assemblies are radially crimped to gladhands, providing the most secure, airtight connection available.

HI-FLO™ gladhand fittings available exclusively from NYAB, are proven to have 55 percent more pull-apart resistance, and increase air signal propagation by 9 percent.

- ❑ Patented gladhand design
- ❑ Increases air signal propagation by 9%
- ❑ Extended lip guard provides protection of critical machined surfaces
- ❑ A more automatic parallel alignment of the sealing faces
- ❑ Consistently better gasket sealing



LOCTAB® II Locking Gladhands are field proven and increase resistance to rotational hose uncoupling from vertical forces by 400 percent over conventional gladhands. LOCTAB® II is compatible with all AAR approved gladhands.

- ❑ A major increase in resistance to rotational uncoupling
- ❑ Compatible with all AAR approved gladhands
- ❑ Added protection against uncouplings at new AAR required 5" height
- ❑ No additional effort to couple or uncouple



LOC-PAD™ gladhands are engineered to achieve a significant reduction in undesired hose separations. Featuring uniquely placed and raised metal pads that gently 'lock' your hose connection – without undue compression of gaskets – LOC-PAD gladhands reduce lost productivity and wasted fuel caused by unintended hose separations.

- ❑ Greatly reduces undesired hose separations
- ❑ Couples and uncouples with same force as standard gladhands
- ❑ Compatible with all AAR-approved gladhands



NYAB's hose hanger support is available exclusively from NYAB. This new woven nylon fabric cable hanger support is AAR approved, will not sag, and is the easiest hose support system in the industry to install and adjust, even wearing gloves in cold weather.

- ❑ AAR approved Standard S-4006
- ❑ Made of high-strength, long-life, woven synthetic material
- ❑ Easy to install using exclusive "key lock" system
- ❑ Can be installed or adjusted with gloves in cold weather
- ❑ Hose height adjustment feature is flexible in all weather
- ❑ Will not sag over time like rubber straps do

Brake Cylinder Pressure Measurement Tap 45° flanged insert

is the solution to AAR circular letters C-9567, C-9613, and for reading brake cylinder pressure during single car testing on cars not originally equipped with a brake cylinder pressure measurement tap.



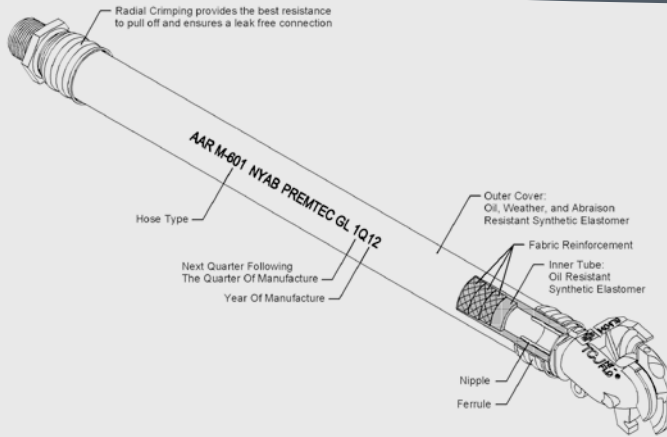
COLD LOC™ Wide-Lip Gaskets (on page 56), available exclusively from NYAB, provide 120 percent more gladhand sealing surface area. Pull-apart resistance is increased 200 percent over standard gaskets. Our Wide-Lip Gaskets are available on all NYAB M-601 hose assemblies.

- ❑ Wider sealing surface:
 - Better cold temperature sealing
 - Compensates for poor alignment
- ❑ Improved rotational resistance
- ❑ Resists unintended hose separation
- ❑ Easier to install



NYAB's low cost wide-lip gasket reduces undesired hose separations with more than 40% increase in required separation force, resisting 600-900 lbs., and the ID marking helps ensure proper gasket assembly.


Freight Car End-of-Car Hoses (M-601)



End of Car Assemblies – Type AAR M-601

Typically used for connecting a threaded component such as a cut-out cock to a threaded trainline hose support.

FP-5 15° Gladhand x 1-1/4" Male Pipe Thread




Size -24

Part No. 705880

Part No.	Description	Gladhand
705880	22" Std Gasket	15 degree
705881	33" Std Gasket	15 degree
777359	14.25" Std Gasket	15 degree
778770	22" Wide-Lip Gasket	15 degree
778771	33" Wide-Lip Gasket	15 degree

FP-5 0° Gladhand x 1-1/4" Male Pipe Thread



Size -24

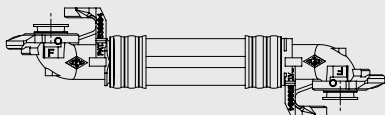
Part No. 781668

Part No.	Description	Gladhand
781668	22" Std Gasket	0 degree
787723	22" Wide-Lip Gasket	0 degree
782170	33" Std Gasket	0 degree

Railroad – Type AAR M-601 with Crimped Fittings

Typically used for connecting air supply lines for locomotive, freight cars, yard air and testing equipment.


FP-5 Gladhand x FP-5 Gladhand (180°)



Size -24

Part No. 777356


FP-5 Gladhand x 1-1/4" Male Pipe Thread w/Hose Support



Size -24

Part No. 779292


FP-5 Gladhand LOCTAB II x 1-1/4" Male Pipe Thread



Size -24

Part No. 776006


FP-5 Gladhand LOCTAB II x 1-1/4" Male Pipe thread w/Wide Lip Gasket



Size -24

Part No. 779611


FP-5 0° Gladhand LOCTAB II x 1-1/4" Male Pipe Thread w/Wide Lip Gasket



Size -24

Part No. 785246

LOC-PAD™ Hose Assembly



Size -24

Part No. 793511

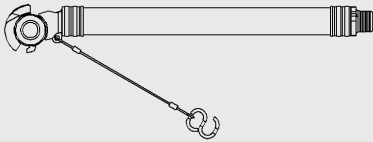
Part No.	Description	Gladhand
793511	22" Wide-Lip Gasket	0 degree
793510	22" Wide-Lip Gasket	15 degree
794417	33" Std Gasket	0 degree
794416	33" Wide-Lip Gasket	15 degree

Freight Car End-of-Car Hoses (M-601)

Standard Trainline – Type AAR M-601

Typically used for connecting trainline functions.

FP-5 Gladhand x 1-1/4" Male Pipe Thread w/Attach Wire Cable and S Hook



Size -24

Part No. 777800


FP-5 LOCTAB II Gladhand x 1-1/4" Male Pipe Thread w/Loom Cover



Size -24

Part No. 777801


FP-5 Gladhand x 1-1/4" Male Pipe Thread



Size -24

Part No. 777438


FP-5 Gladhand x 1-1/4" BSPP Male Pipe Thread



Size -24

Part No. 777429


1-1/4" Male Pipe Thread x 1-1/4" Male Pipe Thread



Size -24

Part No. 777733

FP-5 0° Gladhand x 1-1/4" Male Pipe Thread



Size -24
Part No. 785435

FP-5 LOCTAB II Gladhand x FP-5 LOCTAB II Gladhand



Size -24
Part No. 777362

FP-5 0° Gladhand x FP-5 0° Gladhand (180°)



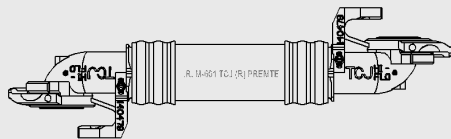
Size -24
Part No. 785241

1-1/4" Male Pipe Thread x 1-1/4" Swivel Flange




Size -24
Part No. 778174

FP-5 Gladhand x FP-5 Gladhand (180°)




Size -24
Part No. 780604

FP-5 Gladhand x 1-1/4" Male Pipe Thread



Size -24
Part No. 792328


FP-5 15° Gladhand x 1-1/4" Male Pipe Thread



Size -24
Part No. 777625


Freight Car End-of-Car Hoses (M-601)

LS-4 Gladhand x 1" Male Pipe Thread w/Wide Lip Gasket




Size -24
Part No. 790484

LS-4 Gladhand x 1" Male Pipe Thread w/Wide Lip Gasket




Size -24
Part No. 789607

FP-5 Gladhand x 1-1/4" Male Pipe Thread




Size -24
Part No. 781632

FP-5 Gladhand x 1-1/4" Male Pipe Thread




Size -24
Part No. 778015

FP-5 Gladhand x FP-5 Gladhand (180°)



Size -24
Part No. 777358

FP-5 Gladhand x 1-1/4" Male Pipe Thread



Size -24
Part No. 781566

1-1/4" Male Pipe Thread x 1-1/4" Male Pipe Thread



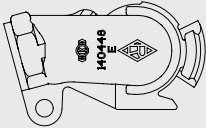
Size -24
Part No. 777866

Locomotive Hoses

Railroad Gladhands

Typically used for connecting air supply lines for locomotive, freight cars, yard air and testing equipment.

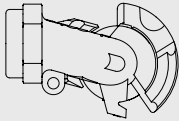
Type ES-2 Gladhand with Gasket



Size -1/2"


Part No. 710219

Type FS Gladhand with Gasket



FS Type	Pipe Thread Size	NYAB Part No.
FS-3	3/4"	782884
FS-4	1"	700512
FS-5	1-1/4"	701241

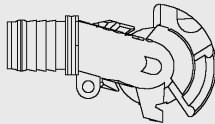
Type LOCTAB II FS-5 Gladhand with Gasket



Size -1-1/4"

Part No. 781005

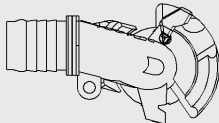
Type FP-5 Gladhand with Crimped End



Size -1-3/8"

Part No. 759864

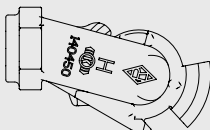
Type LOCTAB II FP-5 Gladhand with Crimped End



Size -1-3/8"

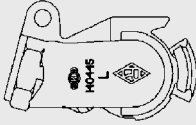
Part No. 777853

Type HS Gladhand with Gasket



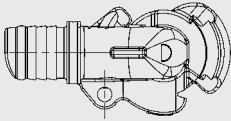
Pipe Thread Size	NYAB Part No.
1/2"	705750
3/4"	710220

Type LS-4 Gladhand with Gasket



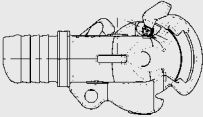
Size -1"
Part No. 710221

Type FP-5 0° Gladhand with Crimped End



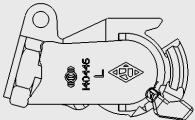
Size -1-3/8"
Part No. 785245

Type FP-5 0° LOCTAB II Gladhand with Crimped End



Size -1-3/8"
Part No. 781621

Locking LS-4 Gladhand



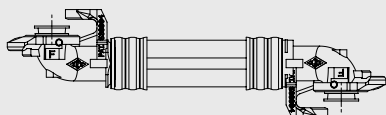
Size -1"
Part No. 789566

Locomotive Hoses

Railroad Gladhands – Type AAR M-601 with Crimped fittings

Typically used for connecting air supply lines for locomotive, freight cars, yard air and testing equipment.


FP-5 Gladhand x FP-5 Gladhand (180°)



Size -24

Part No. 777356


FP-5 Gladhand x 1-1/4" Male Pipe Thread w/ Hose Support



Size -24

Part No. 779292


FP-5 Gladhand LOCTAB II x 1-1/4" Male Pipe Thread



Size -24

Part No. 776006


FP-5 Gladhand LOCTAB II x 1-1/4" Male Pipe Thread w/Wide Lip Gasket



Size-24

Part No. 779611

FP-5 0° Gladhand LOCTAB II x 1-1/4" Male Pipe Thread w/ Wide Lip Gasket

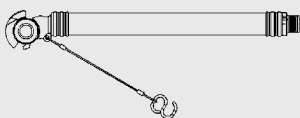


Size	Part No.
22"	790483
33"	785246

Standard Trainline Hose Assemblies (M-601)

Typically used for connecting trainline functions.

FP-5 Gladhand x 1-1/4" Male Pipe Thread w/ Attach Wire Cable and S Hook



Size -24

Part No. 777800


FP-5 LOCTAB II Gladhand x 1-1/4" Male Pipe Thread w/ Loom Cover



Size -24

Part No. 777801


FP-5 Gladhand x 1-1/4" Male Pipe Thread



Size -24

Part No. 777438


FP-5 Gladhand x 1-1/4" BSPP Male Pipe Thread



Size -24

Part No. 778770


FP-5 Gladhand x 1-1/4" Male Pipe Thread w/ Wide Lip Gasket



Size -24

Part No. 777359

1-1/4" Male Pipe Thread x 1-1/4" Male Pipe Thread




Size -24

Part No. 777733

Locomotive Hoses

FP-5 0° Gladhand x 1-1/4" Male Pipe Thread



Size -24
Part No. 785435

FP-5 LOCTAB II Gladhand x FP-5 LOCTAB II Gladhand




Size -24
Part No. 777362

FP-5 0° Gladhand x FP-5 0° Gladhand (180°)



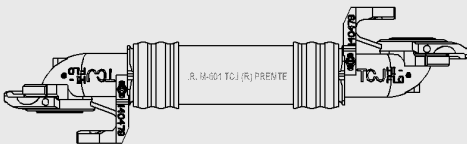
Size -24
Part No. 785241

FP-5 Gladhand x 1-1/4" Swivel Flange



Size -24
Part No. 778174

FP-5 Gladhand x 1-1/4" Gladhand w/ Wide Lip Gasket (180°)




Size -24
Part No. 780604

Main Reservoir (M-618)

Typically used for connecting multiple unit, main reservoirs, and actuating application release and sanding functions. See page 61 to determine/order hose length.

HS-2 Gladhand x 1/2" Male Pipe Thread



Size -10

Part No. 778645-xxxy

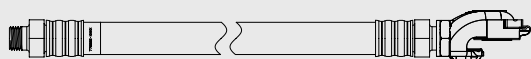
LS-4 Gladhand x 1" Male Pipe Thread



Size -10

Part No. 780741-xxxy


LS-4 Gladhand x 1" Male Pipe Thread



Size -20

Part No. 778992-xxxy

FS-4 Gladhand x LS-4 Gladhand



Size -20

Part No. 779949-xxxy

FS-5 Gladhand x 1-1/4" Male Pipe Thread



Size -24


Part No. 779319-xxxy

Locomotive Hoses

Actuating, Application, Release and Sanding (M-618)

Typically used for connecting multiple unit, main reservoirs, and actuating application release and sanding functions. See page 61 to determine/order hose length.


LS-2 Gladhand x 1" Male Pipe Thread



Size -16

Part No. 780741-xyxy


HS-2 Gladhand x 1/2" Male Pipe Thread



Size -16

Part No. 779248-xyxy

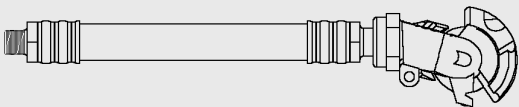
HS-3 Gladhand x 3/4" Male Pipe Thread



Size -16

Part No. 778991-xyxy


FS-3 Gladhand x 1/2" Male Pipe Thread



Size -16

Part No. 778948-xyxy


FS-5 Gladhand x 1-1/4" Male Pipe Thread



Size -24

Part No. 779319-xyxy

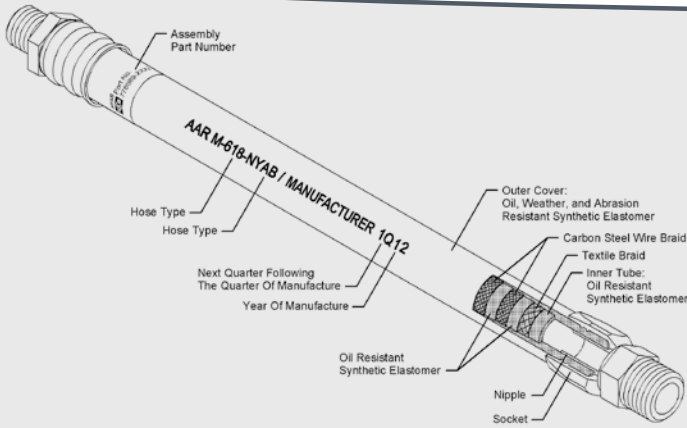
FS-5 Locking Gladhand x 1-1/4" Male Pipe Thread



Size -24

Part No. 781006-xyxy


Specialty Hoses (M-618)



Threaded Intermediate/Straight (Car Hose Assemblies)


Typically used for connecting a threaded component such as a cut-out cock to a threaded hose support. See page 61 to determine/order hose length.

1-1/4" Male Rigid x 1-1/4" Male Rigid



Size -24
Part No. 779308-xxxx

1-1/4" Male Rigid x 1-1/4" Male Swivel




Size -24
Part No. 779309-xxxx

1-1/4" Male Rigid x 1-1/4" Male Rigid w/ Coil Guard




Size -24
Part No. 780095-xxxx

1-1/4" Male Rigid x 1-1/4" Female Swivel



Size -24
Part No. 779310-xxxx

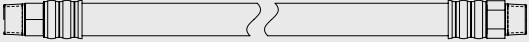
1" Male Rigid x 1" Male Swivel



Size -24

Part No. 781283-xxxy

1" Male Rigid x 1" Male Rigid



Size -16"

Part No. 785878-xxxy

1" Male Pipe Thread x 1" Female Swivel



Size -16

Part No. 792139-xxxy


1/2" Male Rigid x 1/2" Male Rigid



Size -10

Part No. 778644 -xxxy

1/2" Male Rigid x 1/2" Female Swivel



Size -10


Part No. 779532-xxxy

Specialty Hoses (M-618)

Flanged (Car Hose Assemblies)

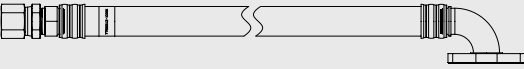
Typically used for connecting a threaded component such as a cut-out cock to a flanged hose support.
See page 61 to determine/order hose length.

1-1/4" Male Swivel x 1-1/4" 90° Swivel Flange



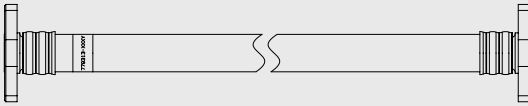
Size -24
Part No. 779311-xxxxy

1-1/4" Female Swivel x 1-1/4" 90° Swivel Flange



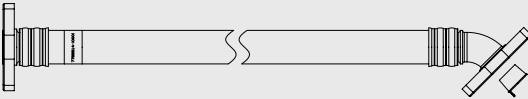
Size -24
Part No. 779312-xxxxy

1-1/4" Swivel Flange x 1-1/4" Swivel Flange



Size -24
Part No. 779313-xxxxy

1-1/4" Swivel Flange x 1-1/4" 45° Swivel Flange



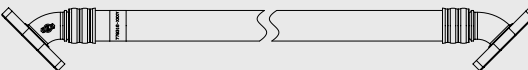
Size -24
Part No. 779314-xxxxy

1-1/4" Female Swivel x 1-1/4" 90° Swivel Flange



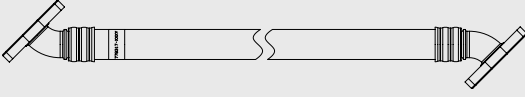
Size -24
Part No. 779315-xxxxy

1-1/4" 45° Swivel Flange x 1-1/4" 45° Swivel Flange 0°



Size -24
Part No. 779316-xxxxy

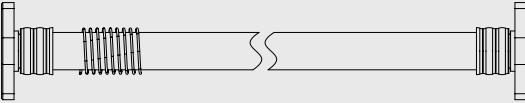
1-1/4" 45° Swivel Flange x 1-1/4" 45° Swivel Flange (180°)



Size -24

Part No. 779317-xxxx

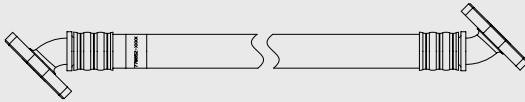
1-1/4" Swivel Flange x 1-1/4" Swivel Flange w/Coil Guard



Size -24

Part No. 781472-xxxx

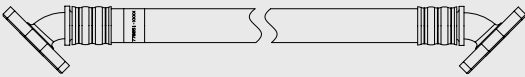
1" 45° Swivel Flange x 1" 45° Swivel Flange (180°)



Size -20

Part No. 778652-xxxx

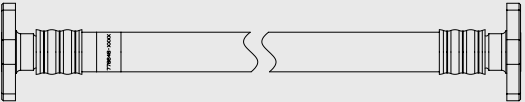
1" 45° Swivel Flange x 1" 45° Swivel Flange (0°)



Size -20

Part No. 778651-xxxx

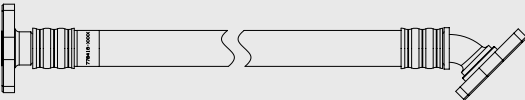
1" Swivel Flange x 1" Swivel Flange



Size -20

Part No. 778648-xxxx

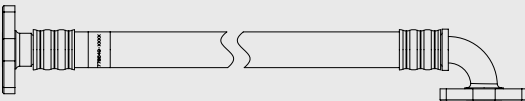
1" Swivel Flange x 1" 45° Swivel Flange



Size -20

Part No. 778416-xxxx

1" Swivel Flange x 1" 90° Swivel Flange



Size -20

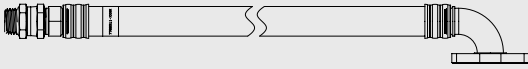
Part No. 778649-xxxx

Specialty Hoses (M-618)

Flanged (Car Hose Assemblies) Crimped

Typically used for connecting a threaded component such as a cut-out cock to a flanged hose support.
See page 61 to determine/order hose length.

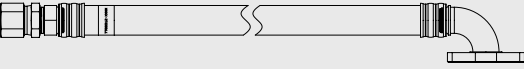
1-1/4" Male Swivel x 1-1/4" 90° Swivel Flange



Size -24

Part No. 779311-xxxx

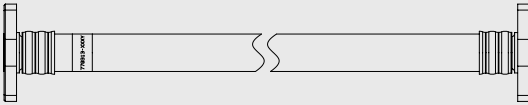
1-1/4" Female Swivel x 1-1/4" 90° Swivel Flange



Size -24

Part No. 779312-xxxx

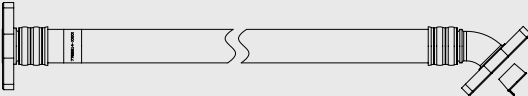
1-1/4" Swivel Flange x 1-1/4" Swivel Flange



Size -24

Part No. 779313-xxxx

1-1/4" Swivel Flange x 1-1/4" 45° Swivel Flange



Size -24

Part No. 779314-xxxx

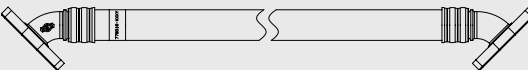
1-1/4" Swivel Flange x 1-1/4" 90° Swivel Flange



Size -24

Part No. 779315-xxxx

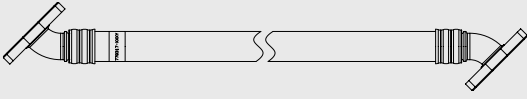
1-1/4" 45° Swivel Flange x 1-1/4" 45° Swivel Flange 0°



Size -24

Part No. 779316-xxxx

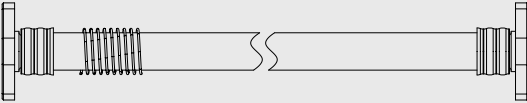
1-1/4" 45° Swivel Flange x 1-1/4" 45° Swivel Flange (180°)



Size -24

Part No. 779317-xxxy


1-1/4" Swivel Flange x 1-1/4" Swivel Flange w/Coil Guard



Size -24

Part No. 781472-xxxy

1-1/4" Male Rigid x 1-1/4" Swivel Flange



Size -24

Part No. 778916-xxxy

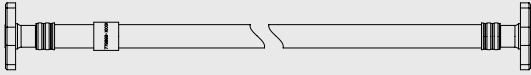
Specialty Hoses (M-618)

Swivel Flanged (Car Hose Assemblies)

Typically used for connecting empty load valve inlet and outlet ports to the brake cylinder pipe.

See page 61 to determine/order hose length.

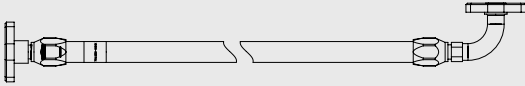
3/8" Swivel Flange x 3/8" Swivel Flange



Size -10

Part No. 779999-xxxx

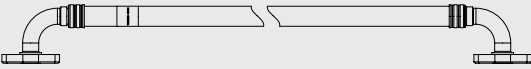
3/8" Swivel Flange x 3/8" 90° Swivel Flange



Size -10

Part No. 781253-xxxx

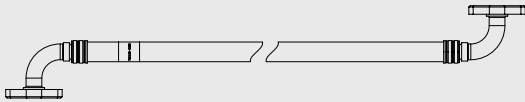
3/8" 90° Swivel Flange x 3/8" 90° Swivel Flange



Size -10

Part No. 788223-xxxx

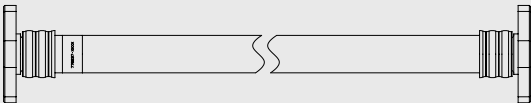
3/8" 90° Swivel Flange x 3/8" 90° Swivel Flange (180°)



Size -10

Part No. 780180-xxxx


1-1/4" Swivel Flange x 1-1/4" Swivel Flange



Size -24

Part No. 778637-xxxx


3/4" Pipe Thread x 1/2" 90° Swivel Flange



Size -16


Part No. 779102-xxxx

3/4" Pipe Thread x 3/5" 90" Swivel Flange



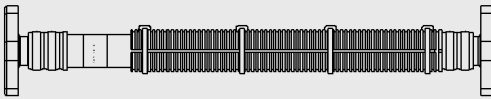
Size -16
Part No. 781733-xxxy

3/4" Male Swivel x 1/2" 90" Swivel Flange



Size -16
Part No. 780045-xxxy

3/4" Swivel Flange x 1/2" Swivel Flange w/ Loom Cover




Size -16
Part No. 780665-xxxy

3/4" Swivel Flange x 3/4" Swivel Flange



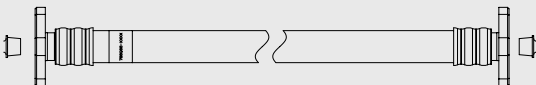
Size -16
Part No. 778822-xxxy

3/4" Swivel Flange x 1/2" Swivel Flange



Size -16
Part No. 780116-xxxy


1/2" Swivel Flange x 1/2" Swivel Flange



Size -16
Part No. 786066-xxxy


Specialty Hoses (M-618)

3/4" Swivel Flange x 3/4" 45° Swivel Flange




Size -16
Part No. 778823-xxxx

3/4" Swivel Flange x 3/4" 45° Swivel Flange w/ Coil Guard




Size -16
Part No. 781719-xxxx

3/4" Swivel Flange x 1/2" 45° Swivel Flange



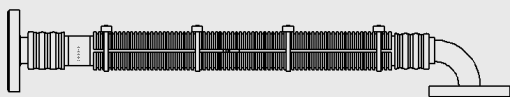
Size -16
Part No. 779526-xxxx

3/4" swivel Flange x 3/4" 90° Swivel Flange




Size -16
Part No. 778824-xxxx

3/4" Swivel Flange x 3/4" 90° Swivel Flange w/ Loom cover




Size -16
Part No. 780666-xxxx

3/4" Swivel Flange (No Gasket) x 3/4" 90° Swivel Flange




Size -16
Part No. 780663-xxxx

3/4" Swivel Flange x 1/2" 90° Swivel Flange



Size -16
Part No. 778820-xxxx

1/2" Swivel Flange x 1/2" 90° Swivel Flange




Size -16
Part No. 780046-xxxx

3/4" 45° Swivel Flange x 3/4" 45° Swivel Flange w/ Coil Guard




Size -16
Part No. 781640-xxxx

3/4" 45° Swivel Flange x 3/4" 45° Swivel Flange (180°)



Size -16
Part No. 778949-xxxx

3/4" 45° Swivel Flange x 3/4" 90° Swivel Flange




Size -16
Part No. 781493-xxxx

3/4" 90° Swivel Flange x 3/4" 90° Swivel Flange



Size -16
Part No. 780177-xxxx

3/4" 90° Swivel Flange x 3/4" 90° Swivel Flange (90°)



Size -16
Part No. 778950-xxxx

Specialty Hoses (M-618)


3/4" 90° Swivel Flange x 3/4" 90° Swivel Flange (180°)



Size -16

Part No. 780178-xxxx


3/4" 90° Swivel Flange x 3/4" 90° Swivel Flange (225°)



Size -16

Part No. 779324-xxxx


3/4" 90° Swivel Flange x 3/4" 90° Swivel Flange (270°)



Size -16

Part No. 781282-xxxx


3/4" 90° Swivel Flange x 3/4" 90° Swivel Flange (315°)



Size -16

Part No. 779112-xxxx


3/4" 90° Swivel Flange x 1/2" 90° Swivel Flange



Size -16

Part No. 778988-xxxx

1/2" 90° Swivel Flange x 3/4" 90° Swivel Flange (180°)



Size -16

Part No. 779005-xxxx

3/8" Swivel Flange x 3/8" Swivel Flange w/ Coil Guard



Size -10

Part No. 781311-xxxx

Flanged-Test Air/Articulated Joint

Typically used for connecting to brake pipe between the platforms over an articulated truck.
See page 61 to determine/order hose length.


1-1/4" 45° Swivel Flange x 1-1/4" 45° Swivel Flange w/ Coil Guard



Size -24

Part No. 778825-xxxx


1-1/4" 45° Swivel Flange x 1-1/4" 45° Swivel Flange w/ Coil Guard



Size -24

Part No. 779318-xxxx

3/4" Swivel Test Flange x 3/4" 90° Swivel Flange



Size -16


Part No. 779327-xxxx

Specialty Hoses (M-618)

Elbow Flanged


Typically used for connecting the truck mounted brake cylinder to the car body mounted brake cylinder piping.
See page 61 to determine/order hose length.

3/4" Pipe Thread x 1/2" Right Hand Elbow Flange




Size -16
Part No. 778818-xxxx

3/4" Pipe Thread x 1/2" Left Hand Elbow Flange




Size -16
Part No. 780570-xxxx

3/4" Swivle Flange x 1/2" Left Hand Elbow Flange




Size -16
Part No. 778821-xxxx

1/2" Left Hand Elbow Flange x 3/4" 90° Swivel Flange




Size -16
Part No. 779531-xxxx

3/4" Rigid Flange x 1/2" Right Hand Elbow Flange



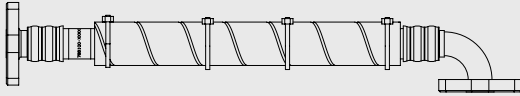
Size -16
Part No. 778993-xxxx

3/4" Swivel Flange x 1/2" Right Hand Elbow Flange



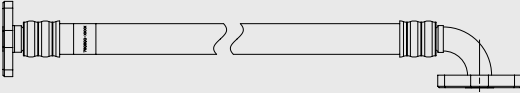
Size -16
Part No. 778819-xxxx

3/4" Swivel Flange x 3/4" 90° Elbow Flange with Spiral Wrap



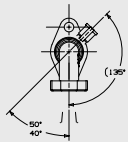
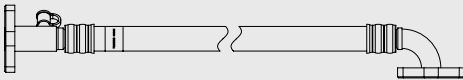
Size -16
Part No. 786100-xxxx

1/2" Swivel Flange 3/4" 90° Elbow Swivel Flange



Size -16
Part No. 790800-xxxx

3/4" Flange x 3/4" 90° Elbow Swivel Flange with quick disconnect and dust cap



Size -16
Part No. 786595-xxxx

Specialty Hoses (M-618)

Gladhand Door Air

Typically used for connecting to pneumatic door operation device or air brake cylinder.

See page 61 to determine/order hose length.

HS-3 Gladhand x 3/4" Male Pipe Thread



Size -24

Part No. 791395-xxxy


LS-4 Gladhand x 1" Male Pipe Thread w/ Loom Cover Nipple End



Size -16

Part No. 780647-xxxy

LS-4 Gladhand x 1" Male Pipe Thread w/Loom Cover Gladhand End



Size -16

Part No. 781164-xxxy

LS-4 Gladhand x 1" Male Pipe Thread w/ Coil Guard



Size -16

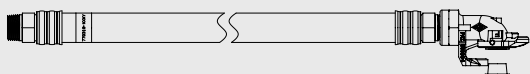
Part No. 781213-xxxy

Gladhand – Main Reservoir, Actuating, Sanding

Typically used for connecting to pneumatic door operation device or air brake cylinder.

See page 61 to determine/order hose length.

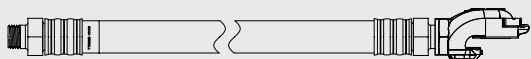
FS-5 Gladhand x 1-1/4" Male Pipe Thread



Size -24

Part No. 779319-xxxy

LS-4 Gladhand x 1" Male Pipe Thread



Size -20

Part No. 778992-xxxy


FS-4 Gladhand x LS-4 Gladhand



Size -20

Part No. 779949-xxxy


HS-2 Gladhand x 1/2" Male Pipe Thread



Size -10

Part No. 778645-xxxy


LS-4 Gladhand x 1" Male Pipe Thread



Size -10

Part No. 780741-xxxy

HS-2 Gladhand x 1/2" Male Pipe Thread




Size -16

Part No. 779248-xxxy

Specialty Hoses (M-618)

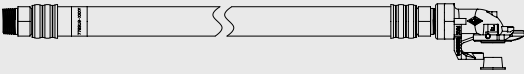
HS-3 Gladhand x 3/4" Male Pipe Thread



Size -16

Part No. 778991-xxxxy


FS-5 Gladhand x 1-1/4" Male Pipe Thread



Size -24

Part No. 779319-xxxxy

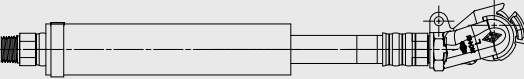
FS-5 Locking Gladhand x 1-1/4" Male Pipe Thread



Size -24

Part No. 781006-xxxxy

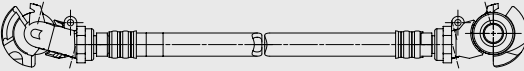
LS-4 Gladhand x 1" Male Pipe Thread



Size -16

Part No. 782048-xxxxy

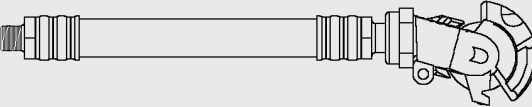
FS-3 Gladhand x FS-3 Gladhand



Size -16

Part No. 791090-xxxxy

FS-3 Gladhand x 1/2" Male Pipe Thread



Size -16

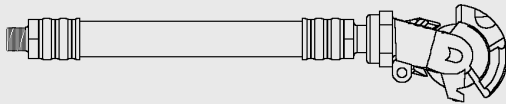
Part No. 778948-xxxxy

Door Air

Typically used for connecting to pneumatic door operation device or air brake cylinder.

See page 61 to determine/order hose length.


FS-3 Gladhand x 1/2" Male Pipe Thread



Size -16

Part No. 778948-xxxy


3/4" Male Pipe Thread x 3/4" Male Swivel



Size -16

Part No. 778947-xxxy


1/2" Male Pipe Thread x 3/4" Male Swivel



Size -16

Part No. 779247-xxxy


3/4" Male Pipe Thread x 3/4" Male Pipe Thread



Size -16

Part No. 779071-xxxy


3/4" Male Pipe Thread x 3/4" 90° Female Swivel



Size -16

Part No. 779326-xxxy


3/4" Male Pipe Thread x 3/4" 90° Male Swivel



Size -16

Part No. 779325-xxxy

3/4" Male Pipe Thread x 3/4" 45° Male Swivel



Size -16

Part No. 779323-xxxy

3/4" Male Pipe Thread x 3/4" Female Swivel



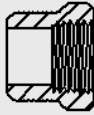
Size -16

Part No. 779904-xxxy

Adapters, Fittings & Accessories

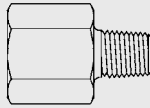
Adapters

Male Rigid Adapter



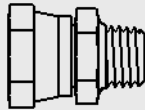
Female Thread	Male Thread	NYAB Part No.
1"	1-1/4"	779288

Female x Male Thread Adapter



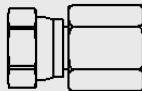
Female Thread	Male Thread	NYAB Part No.
1/2"	1/4"	779895
3/4"	1/2"	770113
1-1/4"	1-1/4"	772371
1"	3/4"	791394

Male Swivel Adapter



Female Thread	Male Thread	NYAB Part No.
1/4"	1/4"	784628
1/2"	3/8"	782521
1/2"	1/2"	778994
3/4"	3/4"	778829
1"	3/4"	779147
1"	1"	778995
1-1/4"	1-1/4"	778424

Female Swivel Adapter



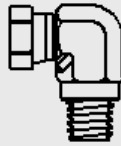
Female Thread	Male Thread	NYAB Part No.
1/2"	1/2"	779282
3/4"	3/4"	779283
1"	1"	779284
1-1/4"	1-1/4"	778425

45° Male Swivel Adapter



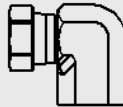
Female Thread	Male Thread	NYAB Part No.
1/2"	1/2"	779231
1/2"	3/8"	780144
3/4"	3/4"	779232
1"	1"	779233

90° Male Swivel Adapter



Female Thread	Male Thread	NYAB Part No.
1/2"	1/2"	779225
1/2"	3/8"	779697
3/4"	3/4"	779226
1"	1"	779227

90° Female Swivel Adapter



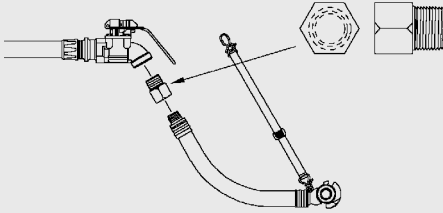
Female Thread	Male Thread	NYAB Part No.
1/2"	1/2"	779228
3/4"	3/4"	779229
1"	1"	779230
1-1/4"	1-1/4"	787718

Adapters, Fittings & Accessories

Trainline Extension Casting

Extension adapter for cars with standard draft gears and bottom shelf couplers.

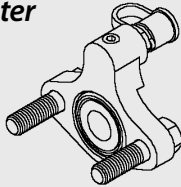
Adapter Extension Coupling



Thread Size	NYAB Part No.
1-1/4"	772371

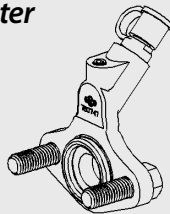
Quick Disconnect Adapter

90° Quick Disconnect Adapter



NYAB Part No. 777340

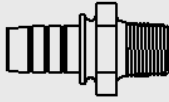
45° Quick Disconnect Adapter



NYAB Part No. 780747

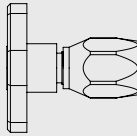
Fittings

Pipe Thread Fitting



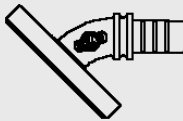
Hose Size	Male Thread	NYAB Part No.
-16	1/2"	778962
-16	3/4"	739693
-24	1-1/4"	758313
-16	1/2"	778962
-16	3/4"	739693
-16	1"	779465
-24	1-1/4"	758313

Straight Swivel Fitting



Hose Size	Flange Size	NYAB Part No.
-10	3/8"	780044

45° Swivel Fitting



Hose Size	Flange Size	NYAB Part No.
-16	3/4"	778671
-24	1-1/4"	779165

90° Swivel Fitting



Hose Size	Flange Size	NYAB Part No.
-16	1/2"	778668
-16	3/4"	778672
-24	1-1/4"	779166

LH Offset Flange



Hose Size	Flange Size	NYAB Part No.
-16	1/2"	765428

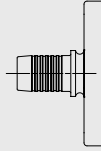
RH Offset Flange



Hose Size	Flange Size	NYAB Part No.
-16	1/2"	739850

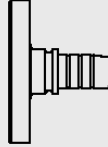
Adapters, Fittings & Accessories

Straight Rigid Flange



Hose Size	Flange Size	NYAB Part No.
-16	3/4"	739857

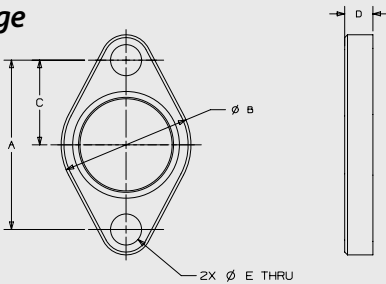
Straight Swivel Flange



Hose Size	Flange Size	NYAB Part No.
-16	3/4"	778666
-24	1-1/4"	778999

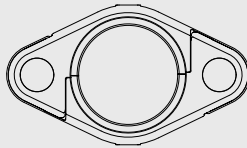
Swivel Flanges

Swivel Flange



Hose Size	Flange Size	NYAB Part No.
-20	1"	740746
-10	3/8"	740744
-24	1-1/4"	740747
-16	3/4"	740745
-16	1/2"	740761

Split Flange



Hose Size	Flange Size	NYAB Part No.
-24	1-1/4"	704780

Test Fittings

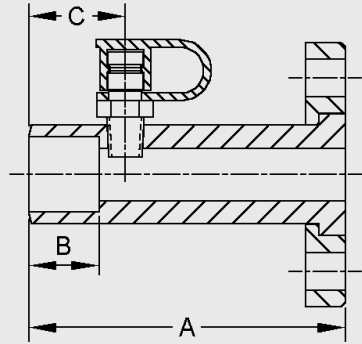
Typically used for measuring brake cylinder line pressure.

3/4" Socket Weld Test Coupling

A	B	C	NYAB Part No.
4-1/2"	1"	1-3/8"	776147 *
4-1/2"	1"	1-3/8"	776150 **

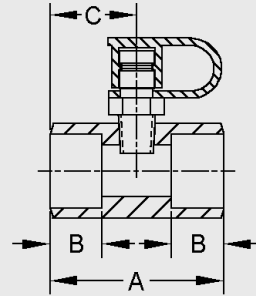
* With Gasket Groove

** Without Gasket Groove



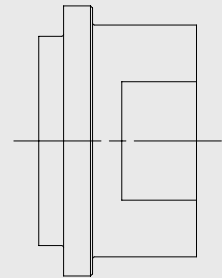
3/4" Socket Weld Test Coupling

A	B	C	NYAB Part No.
2-1/2"	3/4"	1-1/4"	776152



Threaded Swivel Combination

Flange Size	Thread Size	NYAB Part No.
1/2"	1/2" NPT	783748
3/4"	1/2" NPT	785078
3/4"	3/4" NPT	783749
1"	1-11-1/2" NPT	783750
1-1/4"	1/2" NPT	766091
1-1/4"	1-1/4" NPT	788270
2"	1-1/4" NPT (w/1/4" NPT test port)	788661
2"	2-11-1/2" NPT (w/1/4" NPT test port)	786770

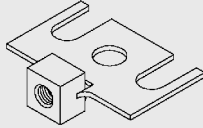


Adapters, Fittings & Accessories

Brake Cylinder Flange Test Fittings

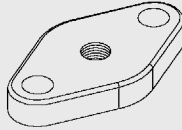
Typically used for testing car brake cylinder line pressure according to AAR Standard S-486

3/4" Wafer Flange



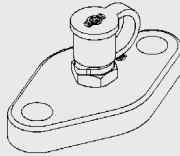
Thread Size	NYAB Part No.
1/4"	769199

3/4" Blanking Plate



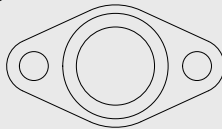
Thread Size	NYAB Part No.
1/4"	776459

Flange Pad with Quick Disconnect



Included	NYAB Part No.
Cover-QD	781593
Cover-QD-Gasket	781590
Cover-QD-Gasket-Bolts	781592

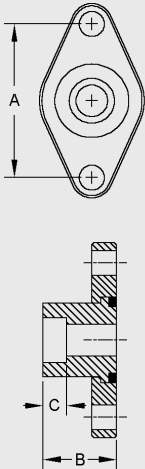
Blanking with Flange Pad



Flange Size	NYAB Part No.
1"	740562

Adjustable Socket Weld Fittings

Adjustable Socket Weld Fittings with Solid Flange and Gasket Groove

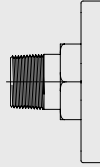


Flange Size	Pipe Size	A	B	C	NYAB Part No.
3/8"	3/8"	1-15/16"	1-1/8"	7/16"	704036
1/2"	3/8"	2-3/8"	1-3/16"	7/16"	704068
1/2"	1/2"	2-3/8"	1-3/16"	1/2"	704071
3/4"	3/8"	2-3/4"	1-1/8"	7/16"	705811
3/4"	1/2"	2-3/4"	1-1/8"	1/2"	705741
3/4"	3/4"	2-3/4"	1-1/8"	9/16"	704045
1"	1/2"	3"	1-3/16"	1/2"	704069
1"	3/4"	3"	1-3/16"	9/16"	704046
1"	1"	3"	1-3/16"	5/8"	704039
1-1/4"	3/4"	3-3/4"	1-1/4"	9/16"	705613
1-1/4"	1"	3-3/4"	1-1/4"	5/8"	704178
1-1/4"	1-1/4"	3-3/4"	1-1/4"	11/16"	704038
2"	1-1/4"	4-7/8"	1-1/2"	11/16"	704083
2"	2"	4-7/8"	1-1/2"	7/8"	704058
1-1/4"	1-1/4"	3-3/4"	2-1/4"	11/16"	705179
1-1/4"	1-1/4"	3-3/4"	1-1/4"	11/16"	705531
3/8"	3/8"	1-15/16"	1-1/8"	7/16"	705361
3/4"	3/4"	2-3/4"	1-1/8"	9/16"	705362
1"	1"	3"	1-3/16"	5/8"	705363
1-1/4"	1-1/4"	3-3/4"	1-1/4"	11/16"	705021
3/8"	3/8"	1-15/16"	3"	2"	710231
3/4"	3/4"	2-3/4"	3"	2"	705056
1"	1"	3"	2"	1"	710232
1-1/4"	1-1/4"	3-3/4"	4"	3"	710233
1-1/4"	1-1/4"	3-3/4"	4"	3"	760509
1-1/4"	1-1/4"	3-3/4"	4"	3"	705426

Adapters, Fittings & Accessories

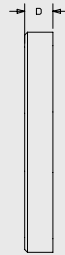
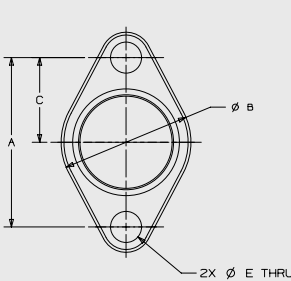
Swivel Flange Fittings

1-1/4" x 1-1/4" Adapter Flange



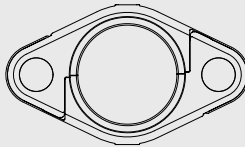
Hose Size	Flange Size	NYAB Part No.
-24	3-3/4"	779644

Swivel Flange



Flange Size	NYAB Part No.
3/8"	740744
3/4"	740745
1"	740746
1-1/4"	740747
1-1/4"	740761

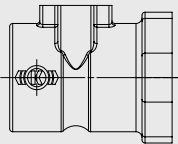
Half Split Flange



Hose Size	Flange Size	NYAB Part No.
-24	1-1/4"	704780

Trainline Support Fittings

1-1/4" x 1-1/4" x 1-1/4" Trainline Support Fitting

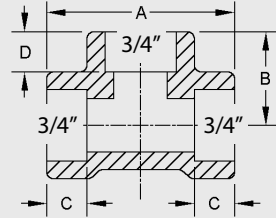


Hose Size	Thread Size	Flange Size	NYAB Part No.
-24	1-1/4"	3-3/4"	779642

Socket Weld Tee / Fitting Tee

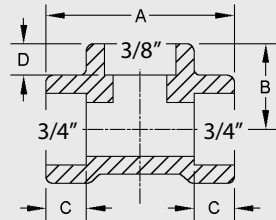
3/4" x 3/4" x 3/4" Socket Weld Tee

A	B	C	D	NYAB Part No.
2-5/8"	1-5/16"	9/16"	9/16"	754897



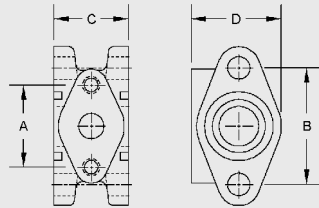
3/4" x 3/4" x 3/8" Socket Weld Tee

A	B	C	D	NYAB Part No.
2-5/8"	1-5/16"	9/16"	7/16"	752569



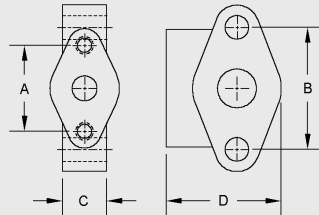
3/4" x 3/4" x 3/8" Flanged Fitting Tee with Gasket Grooves

A	B	C	D	NYAB Part No.
1-15/16"	2-3/4"	1-3/4"	2-5/32"	731851



3/4" x 3/4" x 3/8" Flanged Fitting Tee

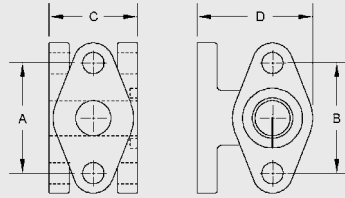
A	B	C	D	NYAB Part No.
1-15/16"	2-3/4"	1-1/16"	2-5/8"	735460



Adapters, Fittings & Accessories

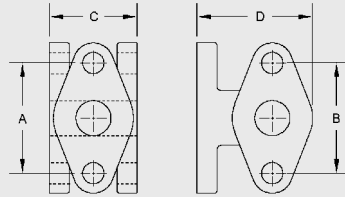
3/4" x 3/4" x 3/4" Flanged Fitting Tee with Single Gasket Groove

A	B	C	D	NYAB Part No.
2-3/4"	2-3/4"	2-3/16"	2-7/8"	735482



3/4" x 3/4" x 3/4" Flanged Fitting Tee

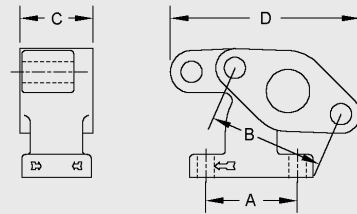
A	B	C	D	NYAB Part No.
2-3/4"	2-3/4"	2-3/16"	2-7/8"	735283



1-1/4" x 1-1/4" x 1" Branch Pipe Tee with Side Outlet

(Flanged Branch Pipe Tees)

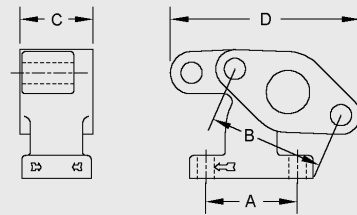
A	B	C	D	NYAB Part No.
3"	3-3/4"	2-3/8"	6-3/16"	735001



1-1/4" x 1-1/4" x 1" Branch Pipe Tee with Side Outlet Painted

(Flanged Branch Pipe Tees)

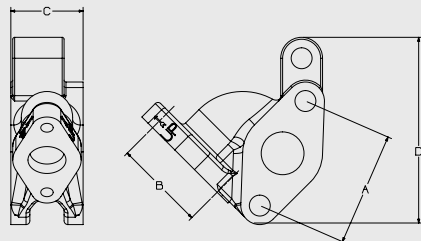
A	B	C	D	NYAB Part No.
3"	3-3/4"	2-3/8"	6-3/16"	767171



1-1/4" x 1-1/4" x 1" Branch Pipe Tee with 45° Side Outlet

(Flanged Branch Pipe Tees)

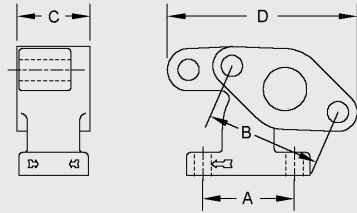
A	B	C	D	NYAB Part No.
3"	3-3/4"	2-3/8"	6-3/16"	735000



1-1/4" x 1-1/4" x 1" Branch Pipe Tee with Bottom Outlet

(Flanged Branch Pipe Tees)

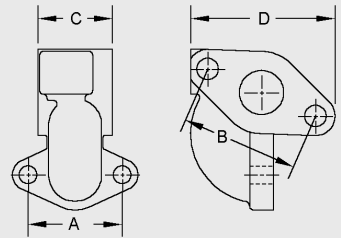
A	B	C	D	NYAB Part No.
3"	3-3/4"	2-3/8"	6-3/16"	735020



1-1/4" x 1-1/4" x 1" Branch Pipe Tee with Bottom Outlet w/o Mounting Plug

(Flanged Branch Pipe Tees)

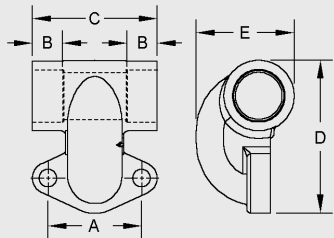
A	B	C	D	NYAB Part No.
3"	3-3/4"	2-3/8"	4-9/16"	747398



1-1/4" x 1-1/4" x 1" Socket Weld Branch Pipe Tee

(Flanged Branch Pipe Tees)

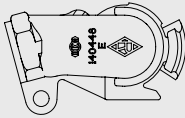
A	B	C	D	E	NYAB Part No.
3"	1"	4"	4-15/16"	3-3/16"	735469



Adapters, Fittings & Accessories

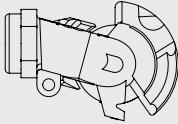
Gladhand Fittings

Type ES-2 Gladhand with Gasket (Gladhand gasket included)



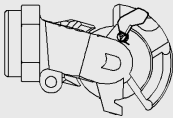
Pipe Thread Size	Gladhand Type	NYAB Part No.
1/2"	ES-2	710219

Type FS Gladhand with Gasket (Gladhand gasket included)



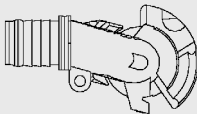
Pipe Thread Size	Gladhand Type	NYAB Part No.
3/4"	FS-3	782884
1"	FS-4	700512
1-1/4"	FS-5	701241

Type LOCTAB II FS-5 Gladhand with Gasket



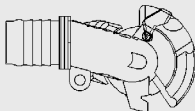
Pipe Thread Size	Gladhand Type	Hose Size	NYAB Part No.
1-1/4"	FS-5	-24	781005

Type FP-5 Gladhand with Crimped End



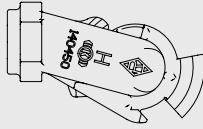
Pipe Thread Size	Gladhand Type	Hose Size	NYAB Part No.
1-3/8"	FP-5	-24	759864

Type LOCTAB II FP-5 Gladhand with Crimped End



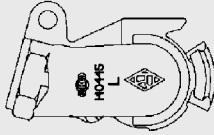
Pipe Thread Size	Gladhand Type	Hose Size	NYAB Part No.
1-3/8"	FP-5	-24	777853

Type HS Gladhand with Gasket (Gladhand gasket included)



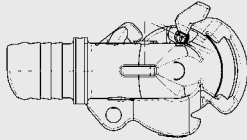
Pipe Thread Size	Gladhand Type	NYAB Part No.
1/2"	HS-2	705750
3/4"	HS-3	710220

Type LS-4 Gladhand with Gasket (Gladhand gasket included)



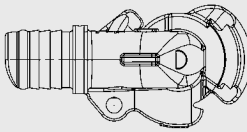
Pipe Size	Gladhand Type	NYAB Part No.
1"	LS-4	710221

Type FP-5 0° LOCTAB II Gladhand with Crimped End



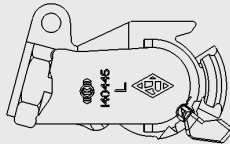
Pipe Size	Gladhand Type	NYAB Part No.
1-3/8"	FP-5	781621

Type FP-5 0° Gladhand with Crimped End



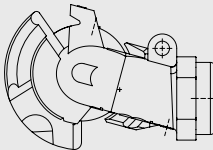
Pipe Size	Gladhand Type	NYAB Part No.
1-3/8"	FP-5	785245

Locking LS-4 Gladhand



Pipe Size	Gladhand Type	NYAB Part No.
1"	LS-4	789566

FS-3 Gladhand (Hose Coupling)



Pipe Thread Size	Gladhand Type	NYAB Part No.
3/4"	FS-3	764890

Adapters, Fittings & Accessories

Socket Weld Fitting Table

Complete Assembly	Socket/Elbow	Flange	Flange Size
704036	740752	740744	3/8"
704038	740753	740747	1-1/4"
704068	739325	740761	1/2"
704069	740759	740746	1"
704070	740760	740744	3/8
704071	758369	740761	1/2"
704083	740768	740766	2"
704178	740782	740747	1-1/4"
705021	751090	740747	1-1/4"
705056	751239	740745	3/4"
705179	740753	704780	1-1/4"
705250	754438	740745	3/4"
705280	754439	740746	1"
705281	740753	751651	1-1/4"
705361	753681	740744	3/8
705362	753682	740745	3/4"
705363	753904	740746	1"
705391	754437	740744	3/8
705426	751310	704780	1-1/4"
705531	751090	704780	1-1/4"
705613	747622	740747	1-1/4"
705662	756841	740745	3/4"
705741	757161	740745	3/4"
705811	757994	740745	3/4"
760509	760508	704780	1-1/4"
761900	791901	740745	3/4"

Accessories

Dummy Couplings

Typically used for connecting to mating gladhand for proper storage of gladhand hose and to keep air system clean.

Type F-3 Dummy Coupling with Vent Holes



Chain	Laplink Quantity	NYAB Part No.
No	No	739823
7-1/2"	2	703124
18"	2	778830

Type F-2 Dummy Coupling without Vent Holes



Chain	Laplink Quantity	NYAB Part No.
No	No	739709
7-1/2"	2	700303
10"	2	781168
12"	2	780690

Type H-3 Dummy Coupling with Vent Holes



Chain	Laplink Quantity	NYAB Part No.
No	No	739824
7-1/2"	2	703123
14"	2	756979
16"	2	703405

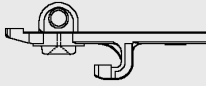
Type H-2 Dummy Coupling without Vent Holes



Chain	Laplink Quantity	NYAB Part No.
No	No	739710
7-1/2"	2	700304
7-1/2"	2	700581

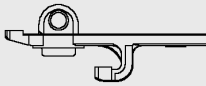
Adapters, Fittings & Accessories

Type L-3 & E-3 Dummy Coupling with Vent Holes



Chain	Laplink Quantity	NYAB Part No.
No	No	739825
7-1/2"	2	703125
16"	2	703406

Type L-2 & E-2 Dummy Coupling without Vent Holes

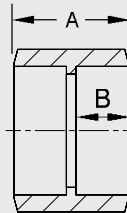


Chain	Laplink Quantity	NYAB Part No.
No	No	739711
7-1/2"	2	700366

Socket Weld Coupling

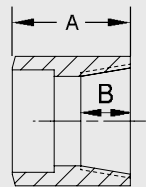
1-1/4" Socket Weld Coupling

Pipe Size	A	B	NYAB Part No.
1-1/4"	1-1/2"	11/16"	742620



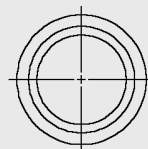
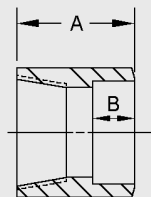
1-1/4 Tapped x 1-1/4" Socket Weld Coupling

Pipe Size	A	B	NYAB Part No.
1-1/4"	1-15/16"	11/16"	751020



3/4 Tapped x 3/4" Socket Weld Coupling

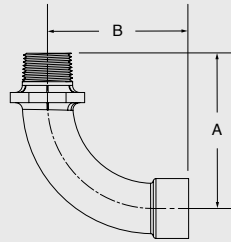
Pipe Size	A	B	NYAB Part No.
3/4"	1-3/8"	9/16"	754669



90° Sweep Elbow

1-1/4" x 90° Sweep Elbow

A	B	NYAB Part No.
5-1/2"	5"	779355
6-1/2"	5"	794198




1" Flanged Long Sweep Elbow 90° Flanged Displacement

A	B	C	D	NYAB Part No.
3"	3"	7-5/8"	5-7/16"	740758

Guards

Corrugated Loom Guard



Size	NYAB Part No.
-16	779006
-24	777805

Coil Guard

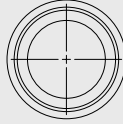


Size	NYAB Part No.
-10	779329
-12	779330
-16	779331
-20	779331
-24	778435

Adapters, Fittings & Accessories

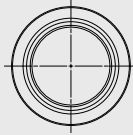
Gaskets

Gladhand Gasket



NYAB Part No. 739882

Cold Loc Wide Lip Gasket



NYAB Part No. 777264


Gasket



Size	NYAB Part No.
3/8"	731047
1/2"	731033
3/4"	731034
1"	731056
1-1/4"	731061
2"	735080

Hose Hanger Support

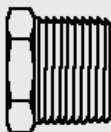
Hose Hanger Support



NYAB Part No. 778117

Plug

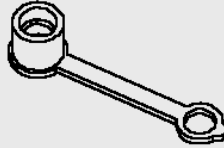
1/4" Plug



NYAB Part No. 776178

Dust Cover

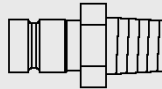
Dust Cover



NYAB Part No. 776207

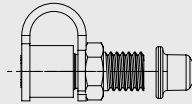
Quick Disconnect

Quick Disconnect 1/4"



NYAB Part No. 776156

Quick Disconnect 1/4" with Dust Cover



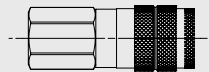
NYAB Part No. 782080

Female Quick Disconnect 1/4"



NYAB Part No. 778225

Quick Disconnect for 1/2" Coupling



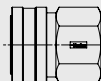
NYAB Part No. 785722

Quick Disconnect for 1/4" Coupling



NYAB Part No. 778544

Quick Disconnect

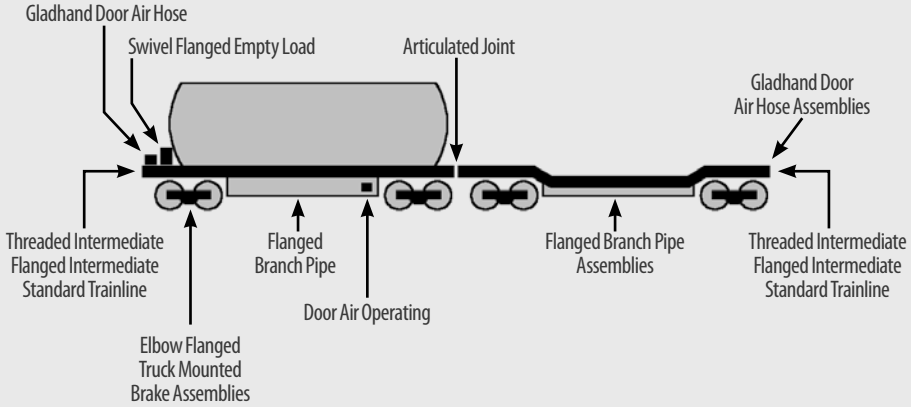


NYAB Part No. 786470

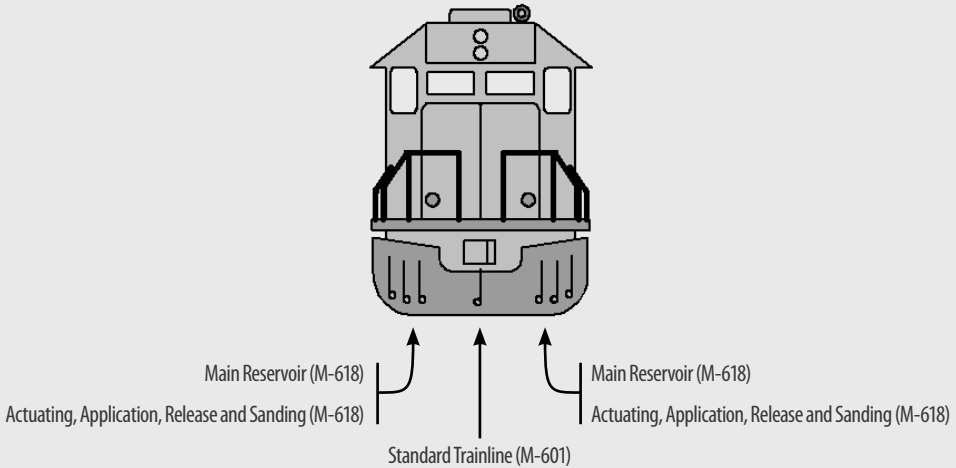
Supporting Information

Visual Reference for Hose Assembly Locations

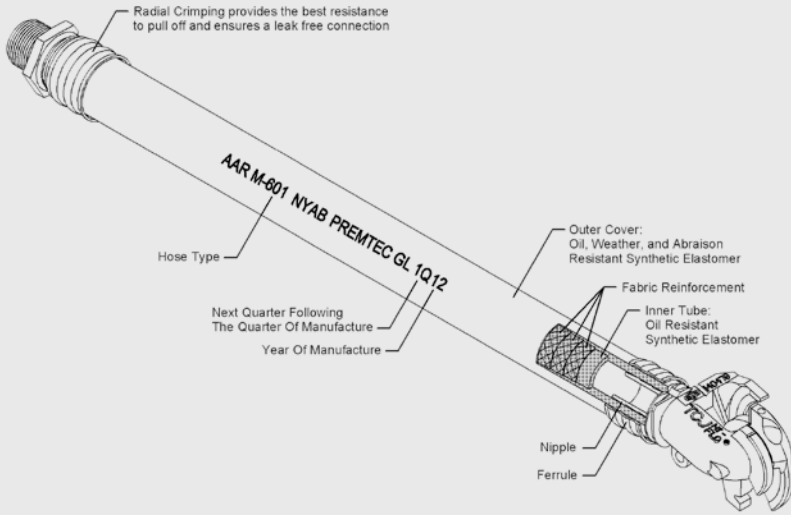
Car Hose Assembly Locations (M-618)



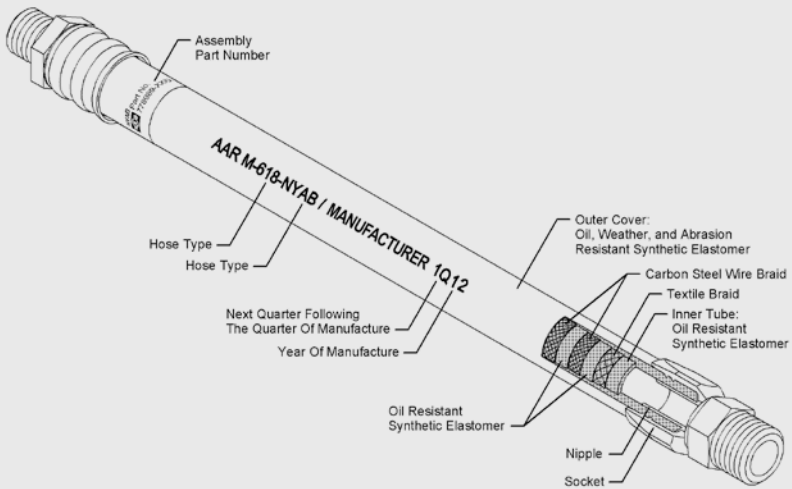
Locomotive Hose Assembly Locations



M-601 End-of-Car Hose Assemblies



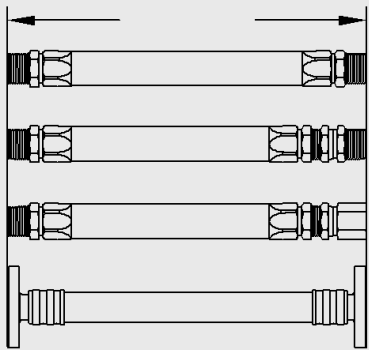
M-618 Specialty Hose Assemblies



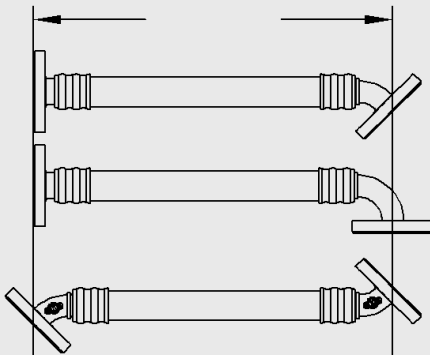
Supporting Information

Measurement Guidelines

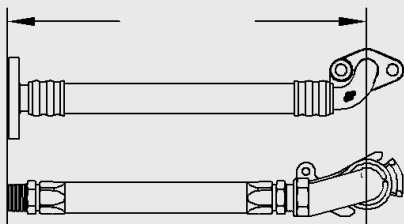
Select hose assemblies in accordance with the AAR M-927 specifications illustrated below. Measure the overall length from the centerline of the fitting opening.



Straight Fittings



Elbow Fittings



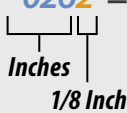
Gladhands

Hose Length

Select the hose length so that at the minimum range of motion between the two ends of the hose, the hose bend radius, is no less than the specified minimum for that size and construction of hose, and so that at the maximum range of motion between the two ends of the hose, there is sufficient slack to prevent the hose from being subjected to a tensile load. Specify the correct hose length for each application and never connect two gasketed flanges.

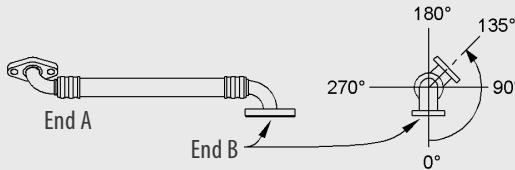
M-618 Overall Hose Length (OAL) is expressed in inches and in this format as in the following example:

Hose # - OAL 778950-0262

$$\text{-0262} = 26'' + \frac{2}{8}'' = 26\text{-}\frac{1}{4}''$$


Measuring Offset

Specify offset by measuring the number of degrees between the fittings in a counter-clockwise direction, with end "B" being the fitting closest to you. The hose in the example below has an off set of 135 degrees.



Supporting Information

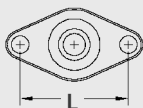
Measurement Reference Tables

Internal Diameter of Hose:

Internal Diameter (I.D.) of a hose is expressed as a dash number. Dash sizes for **M-618 hoses are:**

Dash Size	Interior Diameter of Hose (ID)
-10	1/2"
-12	5/8"
-16	7/8"
-20	1-1/8"
-24	1-3/8"

M-601 hoses are available only with an Internal I.D. of 1-3/8"



L	Size	Nominal
1.937"	SF-6	3/8"
2.375"	SF-8	1/2"
2.750"	SF-12	3/4"
3.000"	SF-16	1"
3.750"	SF-20	1-1/4"
4.875"	SF-32	2"

Gasket sizes:

Gasket sizes match hose sizes and are expressed as a dash number.

Dash Size	Interior Diameter of Hose (ID)
-10	1/2"
-12	5/8"
-16	7/8"
-20	1-1/8"
-24	1-3/8"

Thread Size

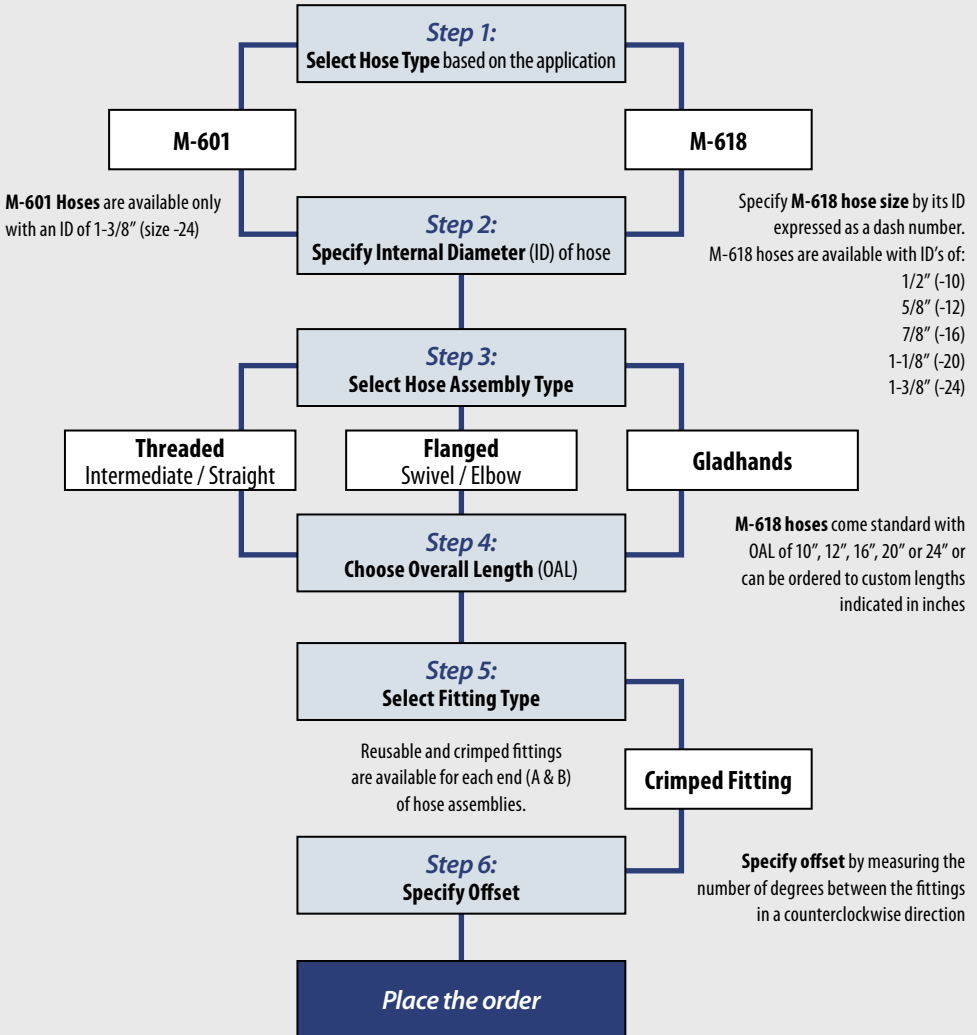


Thread Size	No. of Thread	Dash Size
1/4"	18	-4
3/8"	18	-6
1/2"	14	-8
3/4"	14	-12
1"	11-1/2	-16
1-1/4"	11-1/2	-20

Reference:

For more information on hose installation, refer to the publication SAE J1273, "Selection, Installation, and maintenance of Hose Assemblies."

Ordering Guidelines for Hose Assemblies



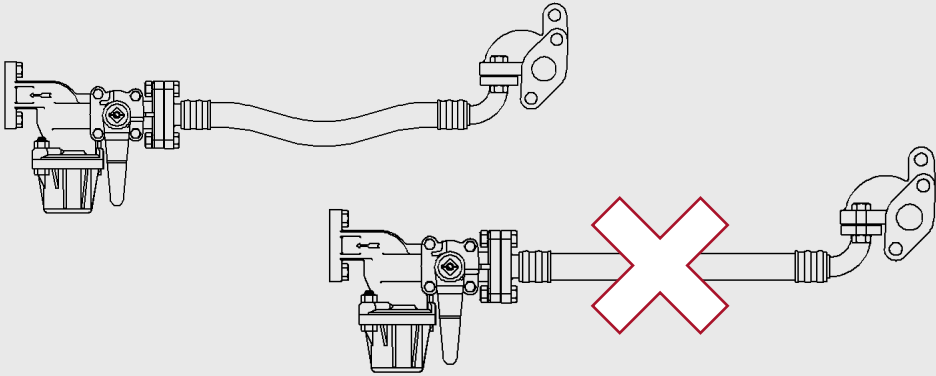
Supporting Information

Hose Installation

Twist

Twist resulting from an inappropriate installation may reduce the working life of the hose. Specify the orientation of the hose fittings to minimize axial twist of the hose. To confirm that the hose is not twisted in the application, observe that the layline marking on the hose is straight after installation.

Caution: Hose applications with motion on both ends are subject to twist. Hoses must be installed so that the relative motion of the two hose ends produces bending rather than twisting.



Kinking

Kinking can occur if the hose bend radius is less than the specified minimum bend radius for that size and construction of hose, and may result in blockage of the hose.

Airflow

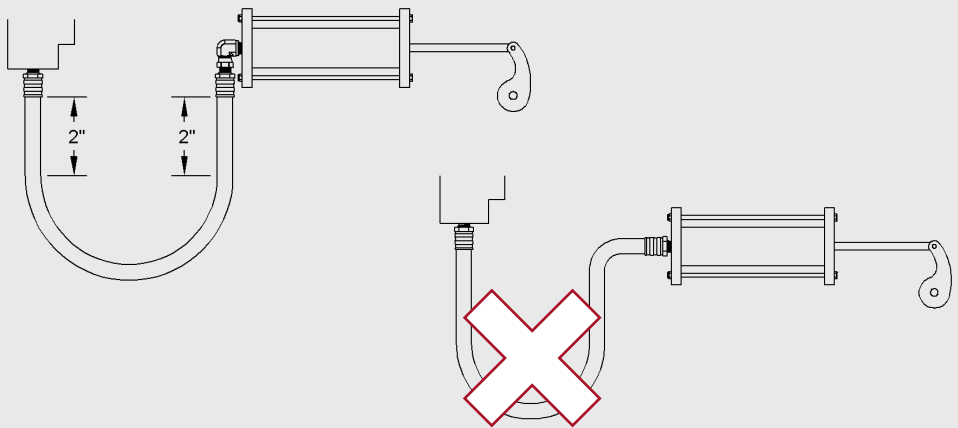
The maximum airflow in a hose is proportional to the inside diameter of the hose. A larger hose will allow more air to flow, with less pressure loss, than a smaller one. To prevent undesired pressure loss, the inside diameter of the hose should be no smaller than the connecting pipe, unless allowed otherwise by an applicable AAR specification. Design the hose with a minimum of bends in the air path. Bends in the hose and angle fittings will also restrict the flow of air and can result in undesired pressure loss.

Abrasion

Position hoses to avoid rubbing or abrasion that could result in premature hose failure. Use an external guard for hose installations where rubbing cannot be avoided.

Bend Radius

The bend radius of the hose must be no less than the specified minimum bend radius for that size and construction of hose – see the specification chart on page 3 for details. Avoid sharp bends by using the correct fittings. To avoid stressing the hose, the hose bend must start more than two inches from the fitting, as illustrated below.





New York Air Brake LLC
748 Starbuck Avenue
Watertown, New York 13601
Tel: +1 315-786-5431
Toll free: +1 888-836-6922
Fax: +1 315-786-5676

NEW YORK AIR BRAKE



E₂O : Engineered to Outperform